

LED COB STRIP 5000X10mm, light soft & dot-free lighting & bending freely

- ▶ Letter signage backlight
- ▶ Building Decoration
- ▶ Auditorium walkway lighting
- ▶ Advertising signs, light box lighting
- ▶ Landscape decoration

Technical data

Dimensions & Weight & Lamp body Material

Product Size	L 5000 xW 10 mm
Min. Cut / MM	33.3 mm
Product weight	120 g

Electrical Characteristics

Rated Power	14 W
Max. Power	18 W
Voltage Input	DC 24V
Beam Angle	180°
Connection possibility	L150mm*22# Wire connection

Light Technical Data

CCT	RGB
Luminous Efficiency	50 lm/W
CRI	--
LED type	COB
LED quantity	630pcs

Absolute maximum ratings

The LED will get damaged and the lifetime will decrease when you overrun absolute maximum ratings.

Working temperature	-40°C - +60°C
Storage temperature	-25°C - +40°C
Fireproofing grade	V0
IP - Code	IP 20


General product data

Environmental Characteristics

ERP Energy Label	---
------------------	-----

Lifespan

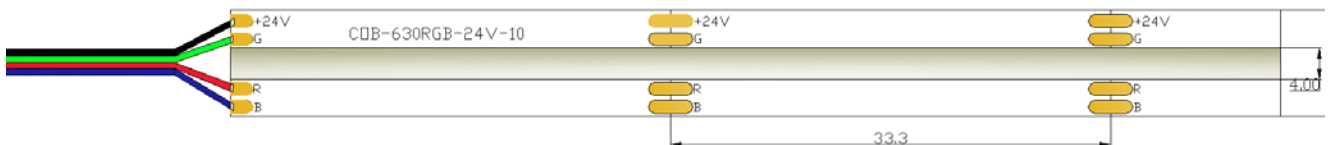

Lamp life time	50000 H
Luminous flux end of lifetime	0.7
Bend Radius	Bending freely



Product Data sheet

LED COB STRIP 5000X8mm, light soft & dot-free lighting & bending freely

Cut instruction and Recommended Accessories



1. Please choose correct power supply for led strips. The total power of the led strip is about 80% of the power supply, and it cannot be fully loaded to ensure that the power supply works at the correct and stable voltage.
2. We suggest 5 meters/roll for the led strip. If it is over 5 meters length, the brightness of LED will vary greatly. If the customer can accept the case, length can be made over 5 meters / roll.
3. Adhesive tape on the back side of the strip, with its superior adhesive and weather resistance, and can be connected to any transparent glass, metal and plastic surface. But on some certain surfaces, such as cloth, wood, will affect its function and durability. Please test the adhesion of the led strip before installation.
4. Please pay special attention to the minimum bending diameter of the led strip is 60mm, so as to avoid direct or indirect damage to FPC and components on FPC, which may lead to damages of the strip.
5. In order to ensure waterproof and anti-corrosive function , after the power line is screwed into the connector, it is recommended to inject the connector with a single component of silica gel (or neutral glass glue, or waterproof grease) and cover the exposed copper wire of the power line for protection
6. The non-waterproof led strip shall not be completely exposed for outdoor use. Do not touch or install the strip when it is charged.
7. It is recommended to use switch power supply that has passed relevant safety regulations (with short circuit protection, over voltage protection and over current protection



Product Data sheet

LED COB STRIP 5000X10mm, light soft & dot-free lighting & bending freely, 24V DC, 14 W, 180°

General Package

G.W./Roll	0.20kg
G.W./ctn.	14.5kg
Qty/ctn.	500M (100rolls)
Ctn. Size	450*440*310mm



Installation requirement



1. Pay attention to handling with care.
2. Don't install the product in corrosion, flammable and explosive places.
3. It is strictly prohibited to use any acidic or alkaline adhesives to fix the product. Neutral adhesives are required.
4. In order to avoid the danger of electric shock, please cut off the power supply during process of installation, debugging and moving.
5. Ensure correct and reliable connection of all joints.
6. The product need anti-corrosion environment, such as, avoiding damp, water drop or other adverse elements.
7. The LED strip and accessories can't be squeezed or folded.
8. PCB conductive parts can't be damaged when installation.
9. Installation must conform to electrical safety standard. The LED strip can only be installed by Professionals.
10. Ensure power supply transform operating load with transformer
11. When install on metal or conductor surface, insulation protection need to be provided to the contact area
12. Observe positive and negative polarity, ensure correct connection to avoid damaging LED strip.
13. When installation, please prevent static electricity.
14. If you have any questions about this product, please consult our salesman.

